

Mac Password

Search...



Forgot Mac user/root login Password? Reset lost macbook administrator account password, create/change/delete/remove

[Home](#)[About](#)[Blog Archives](#)[Copyright Policy](#)[Google Custom](#)

How to reset Mac Password without disk

September 19th, 2010

Recover MAC Password, by Albel.

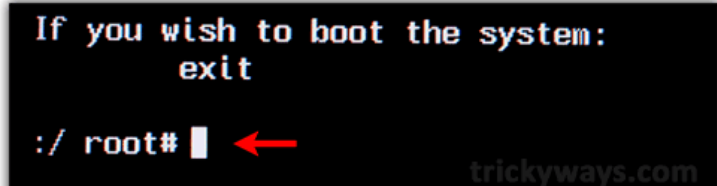
If you have **Lost Mac OS X account password**, there is a tricky method which let you create a new administrator account on Mac OS X and through that admin account you can reset password of previous account.

So, let's see how to create an administrator account on Mac while you lost your Mac passwords. This guide written using Mac OS X Snow Leopard.

Creating new Mac OS X account to recover old account

Step 1

Restart system and hold "Cmd + S" keys from keyboard until it shows Terminal.



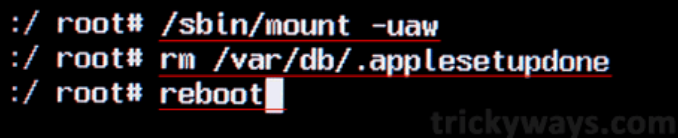
```
If you wish to boot the system:
exit

:/ root#
```

Step 2

Now type the following commands one after one and press "Enter" button after each command to execute it individually

```
/sbin/mount -uaw
rm /var/db/.applesetupdone
reboot
```



```
:/ root# /sbin/mount -uaw
:/ root# rm /var/db/.applesetupdone
:/ root# reboot
```

Step 3

"Reboot" command will restart the Mac and you will see the "Welcome wizard" after beautiful welcome messages animation.



Follow all the wizard instructions, until you see the following screen to create new account. Fill all entries and hit Continue button.



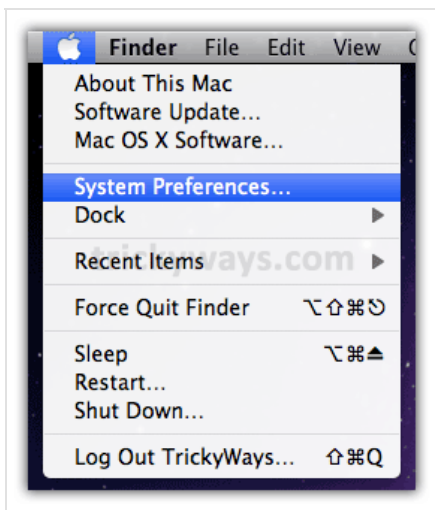
This will create a new administrator account and automatically log into it.

Reset old user account password

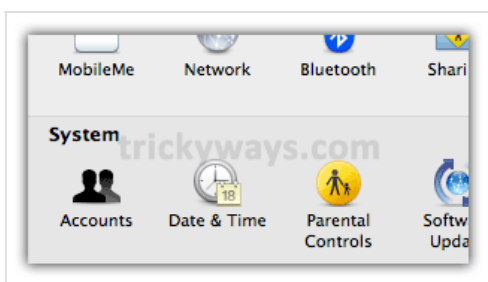
Now you can reset the password of your old Mac OS X account using this new account, here is the process.

Step-4

Click on "Apple icon" and then "System Preferences"



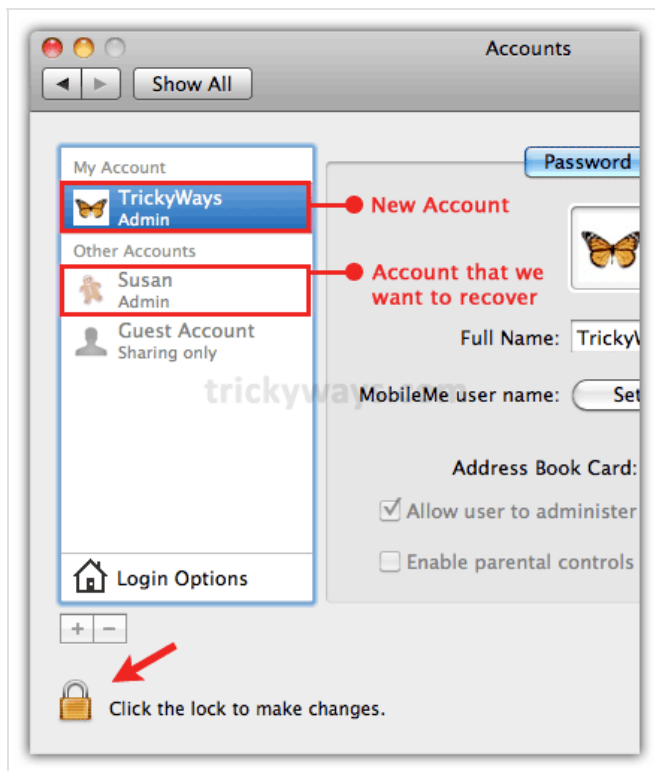
Click on "Account"s icon



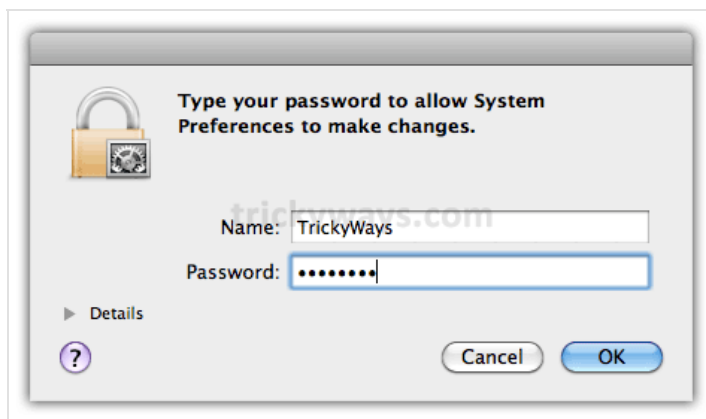
Step-5

Here you can see all Mac OS X user accounts are listed, new account "TrickyWays" that we have created and "Susan" the old one that we want to recover.

Click on lock icon to enable prev. account "Susan" and reset its password.



Enter the Password of current user account and hit OK button

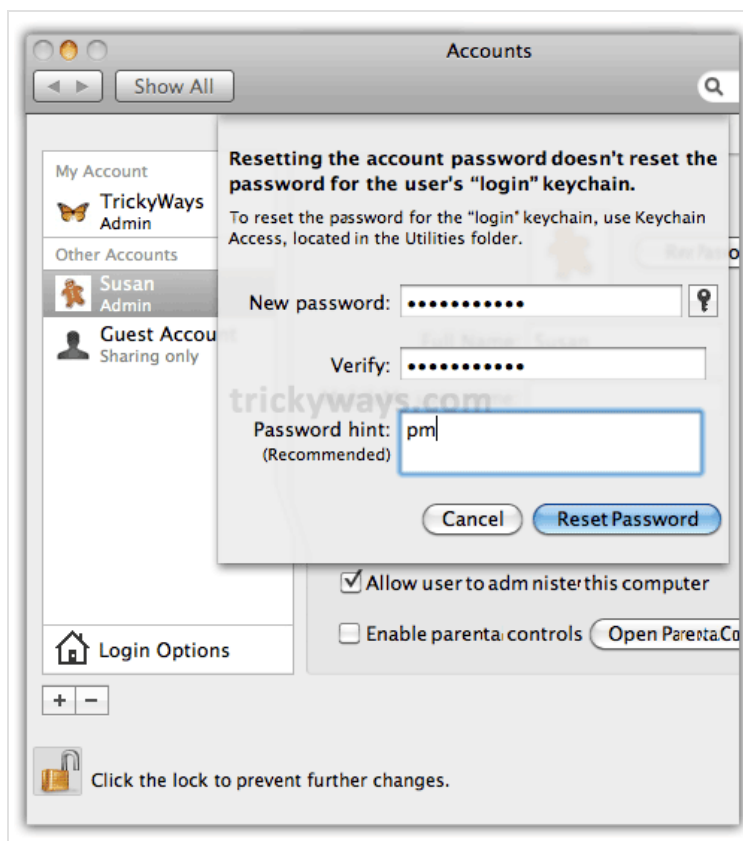


Step-6

Now your prev. account is enabled for changes, select that and hit the "Reset Password" button



Enter "New password", "Password hint" and hit "Reset Password" button to reset account password.



Now log off and log in to your prev. account "Susan" and you can delete the account "TrickyWays" that we have created to recover prev. account "Susan".

People who read this also read:

- [How to Reset Root User Password on Mac OS X](#)

Root user is special user in Mac OS X, has high privileges and rights to make any type of change to the system, and is different than

administrator. If you forgot root password, see how to reset Root user password using different methods in Mac OS X....

- [Reset MAC original administrator account password](#)

Follow these steps to reset a password when there is only one administrator account on the computer, or if the original administrator account needs a password reset....

- [Changing or resetting an account password](#)

Learn how to change or reset an account password in Mac OS X, including the original administrator account password. You might need to do this, for example, when someone has lost or forgotten his or her account password....

- [Recovering lost Mac root password](#)

Although there is no real way to restore a root password, you can change the root password, even if you do not know. You need physical access to the machine to perform this task. The following steps were originally on this article which contains a se...

- [Forget your password for your FileVault-protected account](#)

If you forget your login password, and your home folder is protected by FileVault, you must use the master password to access your account and reset the account password....

Zemanta

Rating: 8.6/10 (14 votes cast)

How to reset Mac Password without disk, 8.6 out of 10 based on 14 ratings

Tags: [mac password](#) , [recover mac password](#) , [reset mac password](#) , [reset Mac Password without disk](#)

Retrieve Username & Password on Mini Mac

How do you find out password on iPod Touch's if you already forgot it.

RESPONSES TO "HOW TO RESET MAC PASSWORD WITHOUT DISK"

Since the computer thinks that it is first being used again, is all of my information erased on my current account, or does it stay? I'm on a regular account now, since I forgot my admin's password, and all of my files are on this account. I have no way to store them anywhere, so i'd like to know if they will be kept after using this method. Thanks!



Rating: 0 (from 0 votes)

[Haley](#) at 2011-02-02 04:11

Don't worry Haley, all your old files stay.
Thank you very much for this article, it was quite helpful.



Rating: -2 (from 2 votes)

[Restless](#) at 2011-07-12 01:19

Thank you sooo much!!!!!!



Rating: 0 (from 0 votes)

[Sarah](#) at 2011-08-14 23:38

Thanks so much, this is exactly what I needed



Rating: 0 (from 0 votes)

[Ben](#) at 2011-08-15 17:52

I tried this method and it didn't work. After I typed reboot it just went back to my old user desktop. Welcome wizard never came up. Did I do something wrong?



Rating: 0 (from 0 votes)

[Abbey](#) at 2011-08-23 19:02

THANK YOU SO MUCH!!! This was a perfect and easy solution.



Rating: 0 (from 0 votes)

Jackie at 2011-09-22 20:33

Thank you So much this was really helpful!!! The instructions were GREAT!! but once logged in using the New admin name i created I clicked on the account that I wanted to change and it still would not allow me to change the password for that account. I am using an old OS X 3. verison and each time I attempted to change the password and it ask for the file vault password master key. Is there something I can do or all these file lost forever.



Rating: 0 (from 0 votes)

Jessie at 2011-10-23 03:24

Disregard last post I figured it out sorry about that all I had to do was turn the file vault off... Again thank you for the advice you have no clue how much this has help me out... Truly a LIFE saver.



Rating: 0 (from 0 votes)

Jessie at 2011-10-23 03:39

yoooooooooooooooooooo are the bbbbeeeessssstttt
i thought i lost my macboo.



Rating: 0 (from 0 votes)

marvis at 2011-11-28 09:36

YOU MY FRIEND ARE A MAC SAVER! I JUST BOUGHT A MAC FROM EBAY AND THE ADMIN WAS LOCKED..
I WAS PANICKING! THANK YOU SO MUCH MAY GOD BLESS YOU ALWAYS! MUCH LOVE!



Rating: 0 (from 0 votes)

NEEKZ at 2012-01-27 03:45

worked like a charm. Brilliantly simple and clear. Thanks very much



Rating: 0 (from 0 votes)

pollytintop at 2012-05-12 09:54

LEAVE A REPLY

Your email address will not be published. Required fields are marked *

Name *

Email *

Website

Comment

factus

over

Type the two words:



Submit Comment

©2012 [MAC PASSWORD](#) · [ISTUDIO](#) · DESIGNED BY [XU.HELI](#) IN CHENGDU. · POWERED BY [WORDPRESS](#)

⌂